



E-ISSN: 2663-1067  
P-ISSN: 2663-1075  
<https://www.hortijournal.com>  
IJHFS 2022; 4(1): 120-124  
Received: 05-01-2022  
Accepted: 06-02-2022

**Ankush Chaudhary**  
Department of Vegetable  
Science, College of  
Horticulture, Dr. Y S Parmar  
University of Horticulture and  
Forestry, Nauni, Solan,  
Himachal Pradesh, India

**Monisha Rawat**  
Department of Horticulture  
(Vegetable Science), School of  
Agriculture, Lovely  
Professional University,  
Phagwara, Punjab, India

**Corresponding Author:**  
**Thippi Thiagarajan**  
**Ankush Chaudhary**  
Department of Vegetable  
Science, College of  
Horticulture, Dr. Y S Parmar  
University of Horticulture and  
Forestry, Nauni, Solan,  
Himachal Pradesh, India

## Integrated nutrient management system for productivity and profitability of potato (Kufri Chipsona-3) Under Punjab Condition

**Ankush Chaudhary and Monisha Rawat**

DOI: <https://doi.org/10.33545/26631067.2022.v4.i1b.133>

### Abstract

A field experiment was conducted to study the effect of integrated nutrient management on the vegetative growth, yield and quality of potato cultivar Kufri Chipsona-3 in sandy loam soils of Punjab. The field experiment was laid out in a randomized block design which involved the integrated use of different biofertilizers, organic manures and chemical fertilizers i.e., NPK, FYM (Farm Yard Manure), vermicompost, bio-fertilizers (phosphorus solubilizing bacteria and Vesicular Arbuscular Mycorrhizae) and absolute control to study the yield and quality parameters. The study revealed that maximum yield (27.9 t/ha) was obtained in the treatment which included integrated use of 75% recommended dose of NPK + FYM (Farm Yard Manure) @ 50 t/ha + PSB @ 10 kg/ha as compared to other treatments. The treatment also had positive effect on growth, quality and other yield attributes viz. plant height (39.85 cm, 48.73 cm and 51.62 cm at 30, 60 and 90 days after sowing respectively), number of compound leaves (41.84, 46.46 and 49.49 at 30, 60 and 90 days after sowing respectively), dry matter content (20.66%) and specific gravity (1.12 g/cm<sup>3</sup>) but the treatment had no significant effect on chlorophyll content. The benefit: cost ratio was also higher in the same treatment.

**Keywords:** Biofertilizers, vermicompost, quality, *Solanum tuberosum*, yield

### 1. Introduction

Potato (*Solanum Tuberosum* L.) belongs to the night shade family Solanaceae with chromosome number 2n=48. It was first domesticated in the region of modern-day southern Peru and extreme north western Bolivia between 8000 and 5000 BC<sup>[1, 2]</sup>. It is the fourth most important food crop after rice, wheat and maize<sup>[3]</sup>. Dry matter provided by potato is 20 g/100 g per unit area and time. It contains practically all the essential dietary constituents like carbohydrates, nutrients, protein, vitamins, and minerals<sup>[4]</sup>. It is also a considerable source of carbohydrates (17%), starch (88%), protein (2%), fat (0.09%), fiber (2.2%) and sugar (0.78%)<sup>[5]</sup>.

Potato is widely cultivated throughout the world in an area of 19.03 million hectares and the production is about 388 million tonnes. China is now the largest potato producer having a production of 99.2 million tonnes and almost one third of all the potato is harvested in China and India<sup>[6]</sup>. India has 2.1 million hectares area under potato cultivation with 48.4 million tonnes production and productivity of 23.1 tonnes per hectare<sup>[7]</sup>.

Because of the high dry matter production, potato removes large amount of nutrients from the soil per unit area per unit time, and it is difficult for the soils to supply huge amount of nutrients to plants. So, it becomes essential to add nutrients in the soils from the outer sources. Mostly inorganic fertilizers are used as a source of nutrients in potato. The requirement of nitrogen, phosphorus and potassium is very high in potato as it is a heavy nutrient feeder crop. It requires balanced amount of plant nutrients for better growth and development. Nitrogen (N), Phosphorus (P) and Potassium (K) are among the most important elements that are essential for potato productivity<sup>[8]</sup>. So, more or less same economic yield could be obtained by the integrated use of half of the recommended dose of fertilizers along with bio-fertilizers and organic manures which can save 50% of the inorganic fertilizers<sup>[9]</sup>. Organic and inorganic fertilizers have beneficial effects on both soil properties and its long-term productivity.

Many experiments have been conducted to check the effects of organic and inorganic fertilizers on the soil properties, crop yield and agronomical outcomes under different agro-environmental conditions <sup>[10]</sup>.

### Materials and Methods

The research work was conducted at the Horticulture Research Farm of Lovely Professional University, Phagwara, Punjab from November 2018 to February 2019. This University is geographically situated at a latitude 31° 22'31. 81'N and 75°23'03. 02 E longitude with altitude of 252 m above the mean sea level, which falls under the central plain zone of Punjab.

The experiment was carried out by using potato variety Kufri Chipsona- 3. The experimental trial has been conducted in randomized complete block design with three replications. The planting of tubers was done at a spacing of 60 cm × 20 cm during November 2018. The number of treatments were eight [T<sub>1</sub>- 100% recommended dose of NPK, T<sub>2</sub>- 100% recommended dose of NPK + FYM (Farm Yard Manure) @ 50 t/ha, T<sub>3</sub>- 100% recommended dose of NPK + vermicompost @ 13 t/ha, T<sub>4</sub>- 75% recommended dose of NPK + FYM (Farm Yard Manure) @ 50 t/ha + PSB @ 10 kg/ha, T<sub>5</sub>- 75% recommended dose of NPK + FYM (Farm Yard Manure) @ 50 t/ha + VAM (Vesicular-Arbuscular Mycorrhiza) @ 10 kg/ha, T<sub>6</sub>- 75% recommended dose of NPK + vermicompost @ 13 t/ha + PSB @ 10 kg/ha, T<sub>7</sub>- 75% recommended dose of NPK + vermicompost @ 13 t/ha + VAM (Vesicular-Arbuscular Mycorrhiza) @ 10 kg/ha and T<sub>8</sub>- absolute control]. Five plants in each plot were used for taking the observations. The yield and quality parameters were recorded after harvesting and growth parameters like plant height and number of compound leaves/plant were recorded at 30, 60 and 90 days after planting, respectively. Data were analysed using analysis of variance (ANOVA) to evaluate the differences among treatments while the means were separated using the critical differences (CD) test at 5% level of significance using OPSTAT and Microsoft office excel.

### Following observations were recorded

1. Plant height (cm)
2. Number of compound leaves/plant
3. Dry matter content (%)
4. Specific gravity (g/cm<sup>3</sup>)
5. Yield (t/ha)

### Results and Discussion

#### Growth parameters

The highest plant height (39.85 cm, 48.73 cm and 51.62 cm) at 30, 60 and 90 days after planting was recorded in treatment T<sub>4</sub> (75% RDF of NPK + FYM (Farm Yard Manure) @ 50 t/ha + PSB @ 10 kg/ha) which was found to be statistically significant over the other treatments, while the minimum plant height (13.28 cm, 24.27 cm and 27.41 cm) at 30, 60 and 90 days after sowing was recorded in treatment T<sub>8</sub> (absolute control) (Table 1). The maximum number of compound leaves (41.84, 46.46 and 49.49) at 30,

60 and 90 days after planting was recorded in treatment T<sub>4</sub> (75% RDF of NPK + FYM (Farm Yard Manure) @ 50 t/ha + PSB @ 10 kg/ha) which was found significant over other treatments, while the minimum number of compound leaves (30.14, 35.75 and 38.49) at 30, 60 and 90 days after planting was recorded in T<sub>8</sub> (absolute control). The maximum values for plant height and compound leaves were recorded in treatment T<sub>4</sub> (75% RDF of NPK + FYM (Farm Yard Manure) @ 50 t/ha + PSB @ 10 kg/ha) which might be due to the integrated use of organic manures, bio-fertilizers and inorganic fertilizers that enhanced the plant's nitrogen utilization ability <sup>[11]</sup>. Moreover bio-fertilizers like PSB makes available necessary nutrients to plants because of the microorganism present in them that colonizes in rhizosphere and therefore increases the growth of the plant. Similar results were also reported in earlier studies <sup>[12]</sup>.

The highest chlorophyll index (50.33) was recorded in treatment T<sub>3</sub> (100% RDF of NPK + vermicompost @ 13 t/ha) which was at par with the treatment T<sub>1</sub>- 100% RDF of NPK (47.56) while the minimum chlorophyll index was found in treatment T<sub>5</sub> [75% recommended dose of NPK + FYM (Farm Yard Manure) @ 50 t/ha + VAM (Vesicular-Arbuscular Mycorrhiza) @ 10 kg/ha]. The highest value of chlorophyll index in T<sub>3</sub> might be due to the application of vermicompost with higher dose of nitrogen that supplies plant growth regulating substances which directly increases the plant growth. Similar results have also been reported <sup>[13]</sup>.

#### Quality parameters

The highest dry matter content (20.66%) and specific gravity (1.12 g/cm<sup>3</sup>) was recorded in the treatment T<sub>4</sub> (75 % RDF of NPK + FYM (Farm Yard Manure) @ 50 t/ha + PSB @ 10 kg/ha) which was significant over the other treatments. The minimum value of dry matter (16%) and specific gravity (1.05 g/cm<sup>3</sup>) was recorded in treatment T<sub>7</sub> [75% recommended dose of NPK/ha + vermicompost @ 13 t/ha + VAM (Vesicular-Arbuscular Mycorrhiza) @ 10 kg/ha]. The highest value of dry matter and specific gravity might be due to the combined application of inorganic fertilizers with organic manures like FYM (Farm Yard Manure) which enhanced the microbial activity and led to the greater availability of nutrients, translation of unavailable to available forms and improved properties (physical, biological and chemical) of soil <sup>[14]</sup>.

#### Yield parameters

The highest total yield (27.9 t/ha) was recorded in treatment T<sub>4</sub> (75% RDF of NPK + FYM (Farm Yard Manure) @ 50 t/ha + PSB @ 10 kg/ha) while the minimum yield (7.4 t/ha) was recorded in treatment T<sub>8</sub> (absolute control). It was also reported that the integrated use of 50% recommended dose of NPK with FYM (Farm Yard Manure) produced higher tuber bulking rate that ultimately increased the yield/ha of potato <sup>[15]</sup>. Also, the increase in yield/ha might be due to the fact that bio-fertilizers provide a better supply of nutrients especially P and N because of greater biological nitrogen fixation, phosphorus solubilization, development of better root system and secretion of plant hormones <sup>[16]</sup>.

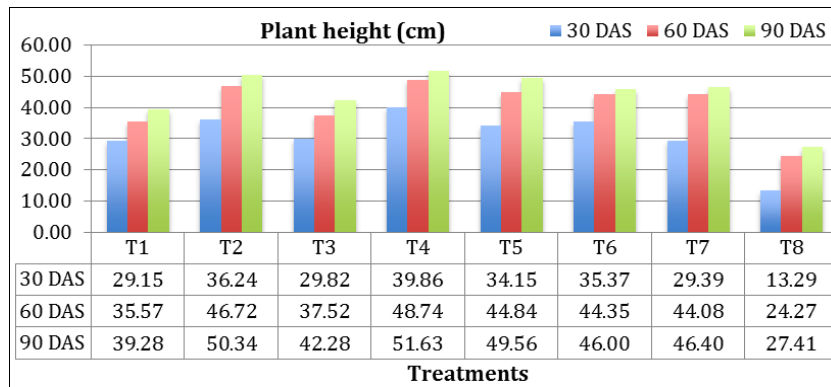


Fig 1: Mean data of plant height (cm)

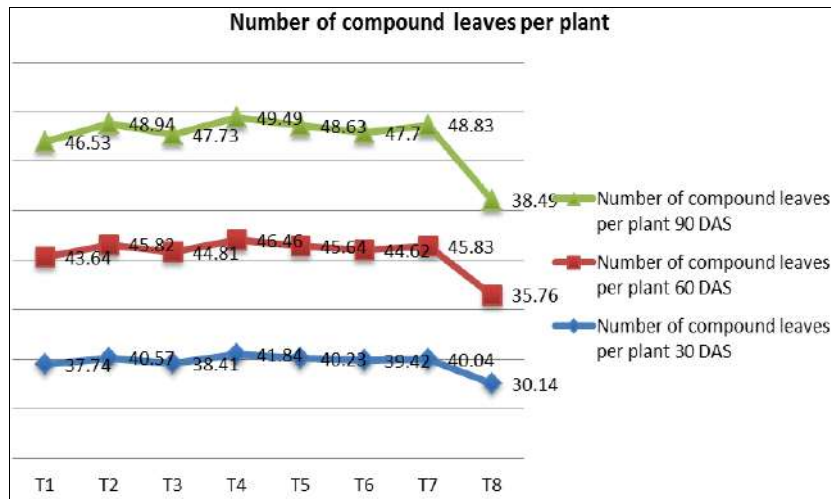


Fig 2: Mean data of number of compound leaves per plant

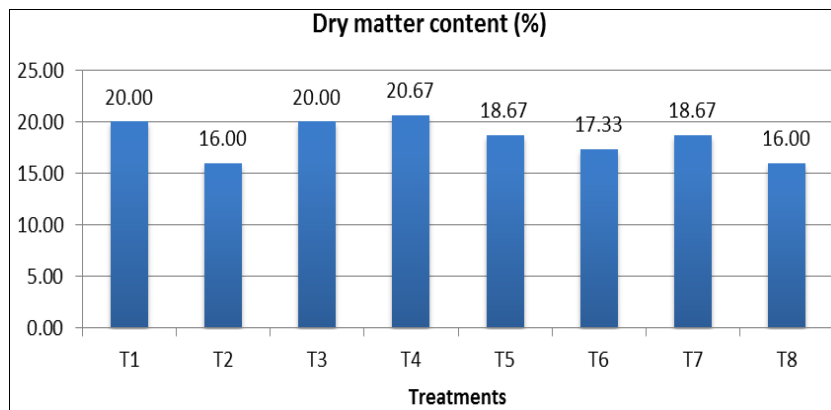


Fig 3: Dry matter content (%)

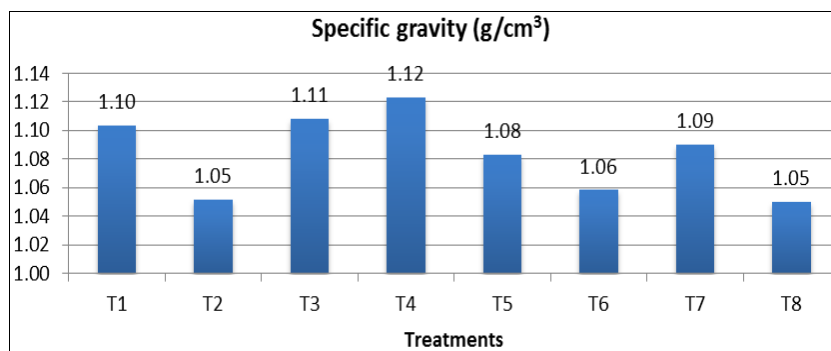


Fig 4: Specific gravity (g/cm³)

**Benefit: Cost ratio of potato production under integrated nutrient management:** Higher money value of produce and less cost of management are desirable traits for getting higher returns. Hence, economics of the treatments was worked out. Price of inputs used, total cost of cultivation and economics of different treatments is depicted in Table 2, 3 and 4 respectively.

The present study indicated that, among the various treatments the benefit: cost ratio was higher in treatment T<sub>4</sub> having 75% recommended dose of NPK + FYM @ 50 t/ha + PSB @ 10 kg/ha (2.21) followed by T<sub>1</sub> having 100% recommended dose of NPK (2.13). Similar findings were obtained in previous studies<sup>[17, 18]</sup> by the use of chemical fertilizers with organic manures.

**Table 1:** Effect of integrated nutrient management on the growth, yield and quality attributes of potato

Treatments	Plant height (cm)			Number of compound leaves			Dry matter (%)	Specific gravity (g/cm <sup>3</sup> )	Yield (t/ha)	
	30 days after sowing	60 days after sowing	90 days after sowing	30 days after sowing	60 days after sowing	90 days after sowing				
T <sub>1</sub>	100% RDF of NPK	29.14	35.57	39.28	37.74	43.64	46.53	20.00	1.11	24.01
T <sub>2</sub>	100% RDF of NPK + FYM @ 50 t/ha	36.24	46.71	50.34	40.57	45.82	48.94	16.00	1.05	24.36
T <sub>3</sub>	100% RDF of NPK + vermicompost @ 13 t/ha	29.82	37.52	42.27	38.41	44.81	47.72	20.00	1.10	20.25
T <sub>4</sub>	75% RDF of NPK + FYM @ 50 t/ha + PSB @ 10 kg/ha	39.85	48.73	51.62	41.84	46.46	49.49	20.66	1.12	27.90
T <sub>5</sub>	75% RDF of NPK + FYM @ 50 t/ha + VAM @ 10 kg/ha	34.15	44.84	49.56	40.23	45.64	48.62	18.66	1.08	22.96
T <sub>6</sub>	75% RDF of NPK + vermicompost @ 13 t/ha + PSB @ 10 kg/ha	35.37	44.34	46.00	39.41	44.61	47.69	17.33	1.06	22.00
T <sub>7</sub>	75% RDF of NPK + vermicompost @ 13 t/ha + VAM @ 10 kg/ha	29.39	44.08	46.39	40.04	45.82	48.83	16.00	1.05	18.92
T <sub>8</sub>	Absolute control	13.28	24.27	27.41	30.14	35.75	38.49	18.66	1.09	7.49
	Grand mean	30.90	40.73	49.18	38.54	44.06	47.03	18.33	1.08	20.98
	C.D. @ 5 %	1.183	0.866	4.239	0.432	0.487	0.371	2.592	0.026	6.550
	SE(m)	0.386	0.283	1.384	0.141	0.159	0.121	0.846	0.009	2.139
	SE(d)	0.546	0.400	1.957	0.200	0.225	0.171	1.197	0.012	3.025
	C.V.	2.165	1.202	5.434	0.634	0.625	0.446	7.960	1.366	17.649

**Table 2:** Price of inputs used

S. No.	Amount	Price	Total cost (Rs.)
1.	<b>Organic manures and Bio-fertilizers (Rs.)</b>		
a.	Vermicompost 13 t/ha	Rs. 6/kg	Rs. 78000
b.	FYM 50 t/ha	Rs. 300/ton	Rs. 15000
c.	PSB 10 kg/ha	Rs. 100/kg	Rs. 1000
d.	VAM 10 kg/ha	Rs. 100/kg	Rs. 1000
2.	<b>Inorganic fertilizers</b>		
a.	Urea 187.5 kg/ha	Rs. 350/50 kg	Rs. 1312
b.	DAP 62.5 kg/ha	Rs. 1175/50 kg	Rs. 1468
c.	MOP 62.5 kg/ha	Rs. 560/50 kg	Rs. 700
3.	Total Cost of cultivation		Rs. 1,11,505
4.	Market price of potato		Rs.15/kg

**Table 3:** Treatment wise total cost of cultivation (Rs. /ha)

S. No.	Treatments	Fertilizer cost (Rs. /ha)	Fixed cost + Variable cost (Rs. /ha)	Total cost (Rs. /ha)
1.	T <sub>1</sub>	3,480	1,11,505	1,14,985
2.	T <sub>2</sub>	18,480	1,11,505	1,29,985
3.	T <sub>3</sub>	81,480	1,11,505	1,92,985
4.	T <sub>4</sub>	18,610	1,11,505	1,30,115
5.	T <sub>5</sub>	18,610	1,11,505	1,30,115
6.	T <sub>6</sub>	81,610	1,11,505	1,93,115
7.	T <sub>7</sub>	81,610	1,11,505	1,93,115
8.	T <sub>8</sub>	0	1,11,505	0

**Table 4:** Benefit: Cost ratio of different treatments

Treatments	Total cost of cultivation (Rs.)	Yield (t/ha)	Gross returns (Rs/ha)	Net returns (Rs/ha)	Benefit: cost ratio
T <sub>1</sub>	1,14,985	24.01	3,60,150	2,45,165	2.13
T <sub>2</sub>	1,29,985	24.36	3,65,400	2,35,415	1.05
T <sub>3</sub>	1,92,985	20.25	3,03,750	110,765	0.57
T <sub>4</sub>	1,30,115	27.90	4,18,500	2,88,385	2.21
T <sub>5</sub>	1,30,115	22.96	3,44,400	2,14,285	1.64
T <sub>6</sub>	1,93,115	22.00	3,30,000	136,885	0.70
T <sub>7</sub>	1,93,115	18.92	2,83,800	90,685	0.46
T <sub>8</sub>	1,11,505	7.49	1,12,350	845	0.007



## Conclusion

On the basis of results obtained from the present investigation it may be concluded that application of 75% recommended dose of NPK + FYM (Farm Yard Manure) @ 50 t/ha + PSB @ 10 kg/ha increased the vegetative growth parameters [plant height (51.62 cm), number of compound leaves/plant (49.49)], quality parameters [dry matter (20.66%) and specific gravity (1.12 g/cm<sup>3</sup>)] and total yield (27.90 t/ha) of potato.

## References

1. Spooner DM, Karen M, Gavin R, Robbie W, Bryan GJ. A single domestication for potato based on multilocus amplified fragment length polymorphism genotyping. 2005;102(41):14694–99.
2. Francis JM. Iberia and the Americas: Culture, Politics, and History: A Multidisciplinary Encyclopedia. ABC-CLIO, 2005, 867. ISBN 978-1-85109-421-9.
3. Anonymous. Monthly Report Potato. Horticulture Statistics Division, Government of India, New Delhi. 2019.
4. Sriom S, Mishra DP, Rajbhar P, Singh D, Singh RK, Mishra SK. Effect of different levels of nitrogen on growth and yield in potato (*Solanum Tuberosum* L.) Cv. Kufri Khyati. International Journal of Current Microbiology and Applied Sciences. 2017;6:1456–1460.
5. Nutrient contents of potato, baked, flesh and skin, without salt per 100 grams". Nutritiondata.com, Conde Nast for the US National Nutrient Database, SR-21. 2014. Retrieved 7 May 2017.
6. Food and Agriculture Organization of the United Nations. FAOSTAT Statistical Database. [Rome]: FAO, 1997.
7. NHB. National Horticulture Board Database 2016-2017 (1<sup>st</sup> Advance). 2017. [www.nhb.gov.in](http://www.nhb.gov.in)
8. Pervez MA, Ayyub CM, Shaheen MR, Noor MA. Determination of physio-morphological characteristics of potato crop regulated by potassium management. Pakistan Journal of Agricultural Sciences. 2013;50:611-615.
9. Kumar V, Shivay YS. Integrated nutrient management: An ideal approach for enhancing agricultural production and productivity. Indian Journal of Fertilizers. 2010;6(5):41-57.
10. Saha S, Mina BL, Gopinath KA, Kundu S, Gupta HS. Organic amendments affect biochemical properties of a sub temperate soil of the Indian Himalayas. Nutritional Cycle of Agroecosystem. 2008;80:233-242.
11. Raghav M, Kumar T, Kamal S. Effect of organic sources on growth, yield and quality of potato. Annals of Horticulture. 2008;1(1):67-70.
12. Nandekar DN, Sawarkar SD, Naidu AK. Effect of biofertilizers and NPK on growth and yield of potato in Satpura plateau. Potato Journal. 2006;33(3-4):168- 69.
13. Koodi S, Singh SP, Rolaniya MK, Raj P. The Growth, yield and quality of sweet potato (*Ipomoea batatas* Lam.) Influenced by different plant densities. International Journal of Chemical Studies. 2017;5(4):359-361.
14. Singh SP, Kushwah VS. Effect of integrated use of organic and inorganic sources of nutrients on potato (*Solanum Tuberosum* L.) production. Indian Journal of Agronomy. 2006;51(3):236-38.
15. Upadhayay NC, Singh N, Rawal S, Kumar P. Response of two potato cultivars to vermicompost and inorganic fertilizers. Journal of Indian Potato Association. 2003;30:85-86.
16. Kushwah SS, Banafar RNS. Influence of different N and P levels with and without biofertilizers on N, P content, uptake and yield of potato cv. KufriJyoti. Journal of Indian Potato Association. 2003;30(3-4):321-34.
17. Sharma SK, Singh SP. Effect of potassium, zinc and farm yard manure on growth, yield, nutrient uptake and quality of potato (*Solanum Tuberosum* L). International Journal of Chemical Studies. 2017;5(5):818-822.
18. Allolli TB, Athani SI, Imamsaheb SJ. Effect of integrated nutrient management (INM) on yield and economics of sweet potato (*Ipomoea batatas* L.). The Asian Journal of Horticulture. 2011;6(1):218-220.