



E-ISSN: 2663-1067
P-ISSN: 2663-1075
IJHFS 2020; 2(2): 13-18
Received: 15-06-2020
Accepted: 20-07-2020

Orede VO

Department of Home Science and Management, Faculty of Agriculture, Federal University, Gashua, P.M.B.1005 Gashua, Yobe, Nigeria

Ogori AF

Department of Home Science and Management, Faculty of Agriculture, Federal University, Gashua, P.M.B.1005 Gashua, Yobe, Nigeria

Adekoyeni OO

Department of Home Science and Management, Faculty of Agriculture, Federal University, Gashua, P.M.B.1005 Gashua, Yobe, Nigeria

Ajayi FF

Department of Home Science and Management, Faculty of Agriculture, Federal University, Gashua, P.M.B.1005 Gashua, Yobe, Nigeria

Corresponding Author:

Orede VO

Department of Home Science and Management, Faculty of Agriculture, Federal University, Gashua, P.M.B.1005 Gashua, Yobe, Nigeria

Quality assessment of hydroponically stored watermelon and cucumber fruits

Orede VO, Ogori AF, Adekoyeni OO and Ajayi FF

Abstract

Nutritional and microbial assessment of hydroponically stored water melon and cucumber were studied. Three chambers were created with Oxo chlorate concentration at 2.5ml, 5ml and tap water while water melon and cucumber without a chamber serving as a control. The water melon and cucumber were suspended in a mesh over water of various Oxo chlorate concentrations and allowed for maximum of 36 days. The relative humidity (RH), temperature, oxygen (O²) and carbon dioxide (CO₂) concentration were taken using RH meter and temperature logger. Nutrient composition of selected vitamins/minerals and microbial load were accessed after storage period. Results showed that the physical parameter of relative humidity, gaseous concentration, temperature favoured water melon and cucumber in hydroponic storage chambers. The nutritional content of mineral and vitamins were also highly favoured except sodium mineral that was absent in all created chambers. Similarly, the microbial load in all the chambers for bacterial and fungi infestation reveal microbial loads within safety levels.

Keywords: hydroponic, storage, nutrients, microbial loads, fruits and shelf life

Introduction

Fresh fruits and vegetables production is turning out quick and approaches to keep freshness during transportation, utilization and before consumption has been a major setback. Beside the post-harvest processing approaches, nutrient retention or loss are unavoidable; therefore, procedures to retard nutrient losses during storage are continually essential. The rate of senescence of vegetable and fruit after physiological detachment are quite high and there is need for a system that could humidify and retard the detached plant cells from the physiological state processes of the parent natural shoot system. The main methods of fruit preservation include; Modified Atmosphere Storage (MAS), Controlled Atmosphere Storage (CAS), use of preservatives and edible coatings. These principles of MA, CAS, preservatives and material coatings over time had been proven to effectively keep fresh fruits and certain vegetables safe for considerable days to months^[1]. However, these approaches tend to be expensive and cannot be easily reached by rural homes and horticulturist. According to Pandmini, small-scale handlers may encounter labour issues, unreliable electric power supply, lack of transport, storage facilities and packaging materials and other constraints^[2]; also economic of scale^[3]. MAP perception is to control respiration and ethylene production to maintain vegetable and fruits of high organoleptic quality, but these processes depend on proper temperature and relative humidity management^[2], which could be envisaged by hydroponic storage system. Similarly, Oredeet *al.*,^[4] had proven that cucumber and water melon could be preserved hydroponically but had not ascertain their nutritional retentions and microbial load during the period of hydroponic storage. Cucumber belongs to the family of *Cucurbitaceae* and had been familiarized to as vegetables as well as fruits^[4]. Watermelon (*Citrulluslanatus*) is of the *Cucurbitaceae* family and as a member of the cucurbitaceae, watermelon is related to the cantaloupe, squash and pumpkin and other plants that grows on vines on the ground^[4]. Studies suggest that increased consumption of fruits and vegetables decreases the risks of obesity, diabetes, coronary heart diseases; while promoting healthy complexes, increased energy and overall weight reduction^[5, 4]. An effective method of fruit preservation ought to retain the original nutritional and microbial load characteristic qualities of fruit as convenient and simple as possible, meeting the post-harvest requirements of small scales farmers.

Materials

A plastic storage structure of 0.05mm porosity was set up for these studies. 0.05N sodium Oxo chlorate solution in and 1.0N sodium Oxo chlorate solution water solution was made and a porous filtering rubber baskets submerged in a bowel container for the cucumber and water melon storage chambers. See figure I below.

A tap water set up was used as a control. The top of the

various chambers was covered with polyethylene covering films of 0.05mm porosity which serve to generate the modified atmosphere conditions. About 40kg and 70kg of Fresh cucumber vegetables and water melon fruits harvested from local farms were used respectively. The set up was made under room temperature ($\pm 34^{\circ}\text{C}$). This system set up was based as described by Orede and colleagues ^[4] See figure 1 below.



Source: Adopted from Orede *et al.* ^[4].

Fig 1: The Setup of HMAS with Oxygen and carbon Dioxide Readers



Source: Adopted from Orede *et al.* ^[4].

Fig 2: HMAS setup of clean and Oxo Chlorate hydroponic chambers

Method

Relative Humidity (RH), Oxygen, (O₂) and Carbon dioxide (CO₂) Concentrations Readings

Reading from the RH meter and CO₂ and O₂ meters were simultaneous and after three days' interval from the chambers. Oxygen meter (Model 803) and carbon dioxide logger (Co2/Tem/RH Data logger model No; 201707004365) were used in reading from the chamber. The meters were placed inside and immediately sealed up, left for 5-10 minutes before taking readings. Each reading is triplicates and mean values finally taken. See figure 1 and 2 above.

Determination of Vitamin C

Vitamin C was determined using the method described by AOAC ^[6]. 10g of the sample was weighed into 250ml flask and 50 ml acetone was filtered. The filtrate was measured and equal volume of saturated NaCl was added to wash the filtrate. The mixture was shaken then transferred to a separating funnel and the layer of the filtrate was removed. The upper layer was washed again with 100% Potassium trioxocarbonate (IV) (K₂CO₃), then separated and finally washed with about 10 – 20ml of distilled water. The absorbance was read in a spectrophotometer.

Determination of Beta Carotene content

Carotene was determined using the AOAC⁶ method. About

5g of the sample was transferred into a separating funnel and a solution containing 60ml of hexane, 40ml of ethanol and swirled vigorously after adding 2ml of 2% NaCl. This was then allowed to stand for 30 minutes after which the lower layer was runoff. The absorbance of the top layer was determined at a wave length 460mm using a spectrophotometer.

$$\text{Total carotenoid (mg)} = \frac{\text{Absorbance}}{100 \text{ specific extinction} \times \text{path length of cell}}$$

Where molar extinction coefficient (Σ) = 15×10^{-4}
Specific extinction coefficient (Σ) = (Σ X molar mass of B. carotene)

Molar mass of B. carotene = 536.88g/mol

Path length of cell = 1cm

Determination of Minerals

The mineral elements such as Calcium, Potassium and phosphorus were determined using the method as described by AOAC ^[6]. One (1) gram of each sample was weighed into 100ml round bottom flask, and 5 ml of hydrochloric acid was added and heated over an electric heater in a fume chamber until the solution becomes colourless. Each of the solution was made up to 10ml mark with distilled water and

the diluted sample set aside for further studies. The Calcium, Potassium, Sodium and phosphorus content were analysed using the Atomic Absorption Spectrophotometer at specific wave length

Microbiological and Antimicrobial analyses of the Juice

Microbiological analysis of the juice was done as described by Adegoke⁷ to determine the total bacteria, yeast and mold counts. The cucumber and water melon were taken squashed serially diluted, samples were aseptically introduced into sterile petri dishes after which molten agar (about 45 °C) was poured into them, mixed and allowed to set. The

different agar plates were incubated under appropriate conditions. Nutrient Agar (NA) was used for the enumeration of total bacteria count in the samples and was incubated at 37 °C for 24-48hrs, while SabourD Dextrose Agar (SDA) was used for the enumeration of moulds and yeasts in the samples. The SDA plates were incubated at room temperature (28±2 °C) for 3-5 days. After the incubation period, dishes were taken and colony count made in triplicates.

Results

Table 1: Characteristics of water melon fruits at the end of hydroponic storage period

Characteristics properties	Relative humidity%	Temperature °C	Oxygen (O ₂) conc.%	Carbon dioxide (CO ₂) conc.%	Storage Time (days)
Water melon samplesTreatments					
Control	37-40	38-40	Atmospheric	Atmospheric	3-24 days
A	42-65	32-40	20-21	15-69	3-24 days
AB	41-51	32-40	20-21	15-64	3-24 days
BA	35-58	28-38	20-21	6-52	3-24 days

Source: Adopted from Orede *et al.*,^[4].

Keys.

Control= Fresh water melon fruit

A= Chamber with water melon on Tap water

AB= Chamber with water melon on 2.5ml sodium oxochlorate solution

BA= Chamber with water melon on 5ml sodium oxochlorate solution

The water melon physiological characteristic relative humidity, oxygen, carbon dioxide and temperature content

are shown in table 1 above. The relative humidity ranging from 35- 58%, in tap water, 2.5 ml sodium Oxo chlorate solution and 5ml sodium Oxo chlorate solution respectively, showed ranges similar with those of tomatoes broccoli fruits during MA and CA storage^[2]. The temperature observed in the treatment fell within 28-40 °C with constant oxygen concentration and varied carbon dioxide values from the readings. The storage period of three weeks was recorded for water melon at this gaseous exchange with semi permeable polyethylene membrane barrier.

Table 2: Characteristics of cucumber fruits at the end of hydroponic storage period

Cucumber Treatments	Relative humidity%	Temperature °C	Oxygen (O ₂) conc.%	Carbon dioxide (CO ₂) conc.%	Storage Time (days)
Control	37-40	38-38	atmospheric	atmospheric	3-24 days
A	36-58	29-36	20-21	6-50	3-24 days
AB	41-51	32-40	20-21	15-64	3-24 days
BA	25-58	38-38	20-21	6-52	3-24 days

Source: Adopted from Orede *et al.*,^[4].

Keys.

Control=Fresh cucumber fruit

A=Chamber with cucumber on tap water

AB=Chamber with cucumber on 2.5ml sodium Oxo chlorate solution

BA= Chamber with cucumber on 5ml sodium Oxo chlorate solution

The cucumber physiological characteristic of relative humidity, oxygen, carbon dioxide and temperature are

shown in table 2 above. The relative humidity ranging from 25-58%, treatment normal water, 2.5ml and 5ml sodium oxochlorate solution, showing range similar with those of tomatoes broccoli fruits during MA and CA storage. The temperature observed in the treatment fell within 29-40 °C with constant oxygen concentration and varied carbon dioxide values from readings. The storage period of three weeks was recorded for cucumber at these gaseous exchanges with semi permeable polyethylene membrane.

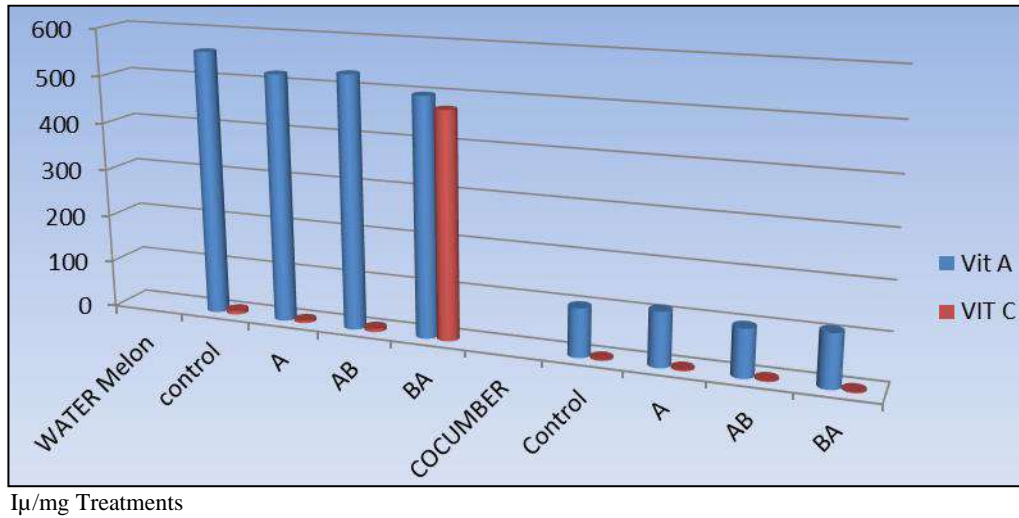


Fig 3: Vitamin content of water melon and cucumber fruits in hydroponic storage.

Key

- Control= Fresh water melon /cucumber
- A=Chamber with water melon/cucumber on Tap water
- AB=Chamber with water melon/cucumber on 2.5ml sodium oxochlorate solution
- BA=Chamber with water melon /cucumber on 5ml sodium oxochlorate solution

Vitamin A and C contents of water melon and cucumber

fruits in hydroponic storage is shown in figure 3 above. The vitamin A content of water melon were higher than vitamin C content of the same treated fruits but the vitamin C 400µ/mg of water melon treated at 2.5ml sodium Oxo chlorate solution and 5ml sodium Oxo chlorate solution sample were similar with that of vitamin A 500µ/mg. Generally, the vitamin A content of water melon was higher than those of cucumber with a general low content of vitamin C in cucumber treated samples respectively.

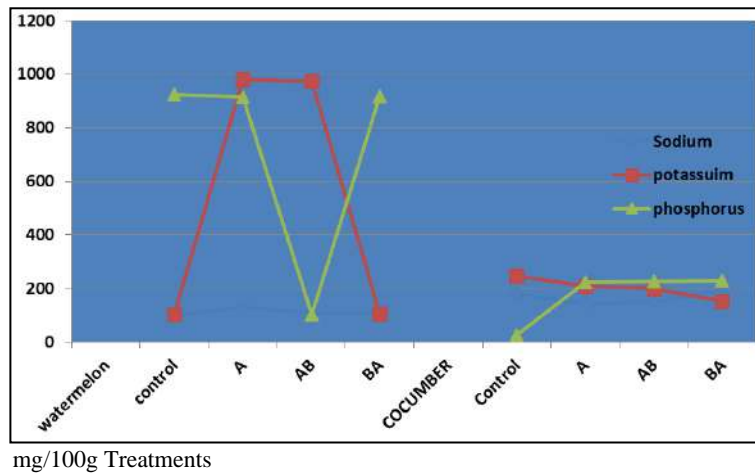


Fig 4: Mineral contents of water melon and cucumber fruits in hydroponic storage.

Keys

- Control= fresh water melon /cucumber
- A=Chamber with water melon/cucumber on Tap water
- AB=Chamber with water melon/cucumber on 2.5ml sodium oxochlorate solution
- A=Chamber with water melon /cucumber on 5ml sodium oxochlorate solution

Mineral contents of water melon and cucumber fruits in hydroponic storage are shown in figure 4 above. The sodium content for both water melon and cucumber did not have trace or significant values from the figure above.

However, the potassium content of water melon 100mg/100g which is low at fresh harvest and become high 1000mg/100g when stored at tap water hydroponic storage. This is similar with storage of 2.5 ml sodium Oxo chlorate solution, 1000mg/100g. The treatment with 5ml sodium oxochlorate solution was similar with potassium content as the fresh treatment. Phosphorus content was low, 100mg/100g in 2.5 ml sodium Oxo chlorate solution, but high values with the control sample , tap water treatment and 5ml sodium oxochlorate solution,100mg/100g solutions respectively.

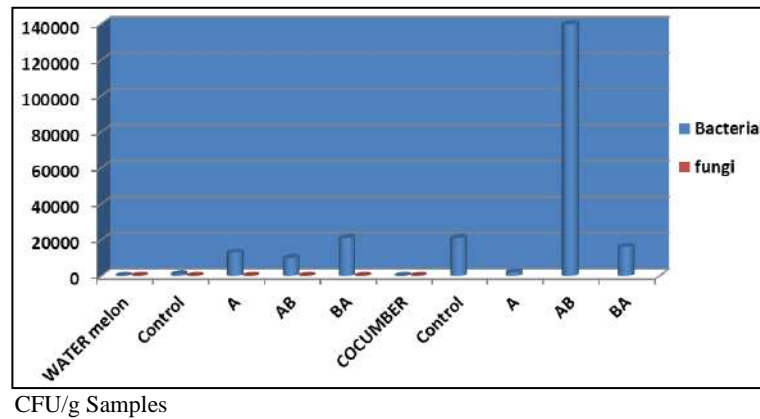


Fig 5: Microbial counts of water melon and cucumber fruits in hydroponic storage

Keys.

Control= fresh water melon /cucumber

A=chamber with water melon/cucumber on tap water

AB=chamber with water melon/cucumber on 2.5ml sodium Oxo chlorate solution

BA=chamber with water melon /cucumber on 5ml sodium Oxo chlorate solution

Microbial counts of water melon and cucumber fruits in hydroponic storage are shown in figure 5 above. Bacterial load was 1×10^3 CFU in fresh water melon and sample stored with tap water solution hydroponically. The bacterial counts gradually increased from 1.5×10^3 - 2.5×10^3 CFU in 2.5ml sodium Oxo chlorate solution and 5.0ml sodium Oxo chlorate solutions at constant value of 1×10^3 CFU counts of fungi. Bacterial counts decreased from 2×10^3 CFU in fresh cucumber to 1×10^3 CFU in hydroponic storage in tap water system. The bacterial count increased to 14×10^3 CFU in 2.5 sodium Oxo chlorate solution and 1.5×10^3 CFU in 5ml sodium Oxo chlorate solution

Discussion

The basic conditions during fresh vegetable and fruits transportation are proper temperature, humidity and adequate ventilation and as well as proper packaging. Table I and 2 vividly revealed the RH, temperature, oxygen and carbon dioxide concentrations respectively for water melon in the HPS. The RH observed were below recommended values for optimal shelf life of fruits and vegetables⁸. The values were far below 80-90% RH. This revealed that high respiration and loss of water may occurs, hence the propensity of perspiring, decay, with low mould growths in the chamber. The temperature values were low, suitable for horticultural fruits and vegetables. At such, respiration rate and metabolic losses are lowered.

Gas composition, such as oxygen, carbon dioxide, and ethylene, influences microbial decay and physiological respiration rate^[9]. Reduction of oxygen and elevation of carbon dioxide through modified storage complements to maintaining low temperature through the postharvest value chain. The obvious low oxygen concentration and high carbon dioxide concentration in the chamber coincided with values from horticultural commodities^[10, 11] recommended 1 and 5% of O_2 and CO_2 in a modified atmosphere for fruits and vegetables for both safety and quality. Conferring to Lee *et al.*,^[13] CO_2 can inhibit ethylene action as well as autocatalytic production of ethylene by climacteric products of apples and tomatoes^[11].

Figure 3 above revealed vitamin A and C contents of water melon and cucumber in HPS. The obvious reason for high content of vitamin A in water melon than cucumber might be due to differs of fruits, sources and horticultural diversity. Vitamin C values were low for water melon compared to cucumber fruit except for treated sample with 5 ml HoCL solution. This high value observed with sample AB could be due to high humidity and osmotic pull of vitamin C from water melon matrices cell and the surface area of water melon during HPS. Pandmini². The low temperature generally had a great deal of contribution to slow lability of vitamin A&C during the storage period.

Figure 4 above showed mineral contents of water melon and cucumber fruits in hydroponic storage. The sodium content for both water melon and cucumber had low or traceable values. This observation may be due to use of mineral sodium for metabolic process after detachment, similar with cellulose and hemicellulose degradation by enzymes². Conversely, the potassium content of water melon showed low values at fresh harvest (control) and at 5ml sodium Oxo chlorate solutions respectively. Dissimilar high same values were observed with stored water melon stored hydroponically in tap water and of 2.5 ml sodium Oxo chlorate solution. This observation may be due to material utilization during storage and mineral potassium favoured at moderate Oxo chlorate concentration treatment. Phosphorus content was low at 2.5 ml sodium Oxo chlorate solution, but high with control, tap water treatment and 5ml sodium Oxo chlorate solution. The cucumber chamber showed a dovetailing values as concentration of oxochlorates increases. Control sample had high values of potassium mineral while 5ml of oxochlorate had the lowest value. The values for phosphorus went in contrasting directions. Values were lowest at control then increased and became stable from tap water hydroponically stored cucumber. This variation may be due to Oxo chlorate concentration, humidity effect, respiration quotient excipient from the chamber, fruits types, metabolic variation and periodic position of mineral elements on the periodic table. According to Talukder *et al.*^[12]; Kitinoja *et al.*^[13] and Kader *et al.*^[3], utilizing improved post-harvest practices often results in reduced food losses, improved overall quality and food safety, and higher profits for growers and marketers.

Figure 5 revealed microbial counts of water melon and cucumber fruits in hydroponic storage. The bacterial counts gradually increased with sodium Oxo chlorate solution for water melon fruits. But bacterial counts decreased or were

low in control, tap water and 5ml sodium Oxo chlorate solutions cucumbers chambers. Counts increased to 14×10^3 CFU in 2.5 sodium Oxo chlorate solutions. The fungi counts were observed to be low in water melon chamber and absent totally in cucumber chamber. This favourable condition may be due to bleaching effect of chlorine in solution. Chlorine treatments (100 to 150 ppm Cl) had been used in wash water to help control pathogen build up during packing operations ^[14].

The rate of respiration of a fruit or vegetable is inversely proportional to the shelf life of the product; a higher rate decreases shelf life ^[11, 15].

Conclusion.

The creation of hydroponic chambers to prolong the shelf stay of perishable fruit such as water melon and cucumber are possible. These could be used to extend the post-harvest stay of vegetables and or fruits. The results revealed that nutrient retention in hydroponically stored fruits could retain as much nutrients and increased food safety.

References

1. Phillips CA. Review: modified atmosphere packaging and its effects on the microbiological quality and safety of produce. *Intl J Food Sci Technol* 1996;31:463-479.
2. Pandmini P. Studies on storage behaviour of tomatoes coated with Chitosan-Lysozyme films. (unpublished) "Master's thesis", McGill University Canada 2006.
3. Kader AA. *Postharvest Technology of Horticultural Crops*. 2nd Ed. Oakland, CA: Univ 1992.
4. Orede VO, Ogori AF, Adekoyeni OO, Ajayi FF. Efecct of Hydroponic Modified Atmosphere Storage (HMAS) on Cucumber Vegetable and Water Melon Fruit. *SM J Nutr Metab* 2018;4(1):1025.
5. Van Duyn MAS, Pivonka E. Overview of the health benefits of fruit and vegetable consumption for the dietetics professional: selected literature. *Journal of the American Dietetic Association* 2000;100:1511-1521.
6. AOAC. *Official methods of analysis, Association of official analytic chemist 19th edition*, Washington D.C., USA 2012.
7. Adegoke GO. *Understanding Food Microbiology*. 2nd edition, Alleluia ventures 2004, 173-176
8. Gorny, Zagory D. Food safety. In *The Commercial Storage of Fruits, Vegetables, and Floristand Nursery Stocks—A Draft Version of the Revision to USDA Agricultural Handbook Number 66* (K. C. Gross, C. Y. Wang, and M. Saltveit, Eds) (2002) (revised in 2004) (www.ba.ars.usda.gov/hb66/index.html).
9. Fallik E, Aharoni Y. *Postharvest Physiology, Pathology and Handling of Fresh Produce*. Lecture Notes. International Research and Development course on Postharvest Biology and Technology. The Volcani Center, Israel 2004, 30.
10. Aharoni N. *Packaging, Modified Atmosphere (MA) and Controlled Atmosphere (Principles and Applications*. International Research and Development course on Postharvest Biology and Technology). The Volcani centre, Isreal 2004b.
11. Lee L, Arul J, Lencki R, Castaigne F. A review on modified atmosphere packaging and preservation of fresh fruits and vegetables: physiological basis and practical aspects – part 2. *Packaging Technol Sci* 1996;9:1-17.
12. Talukder S, Khalequzzaman KM, Khuda SMKE, Islam MS, Chowdhury MNA. Packaging, Storage losses and physiological changes of fresh tomatoes influenced by postharvest treatment. *Pakistan Journal of Biological Sciences* 2003;614:1205-1207.
13. Kitonoja L, Kader AA. *Post harvest Horticulture Series no. 8- March, Small scale postharvest handling practices- A manual for horticultural crops* © Department of Pomology University of California-Davis, CA 1995.
14. Kupferman EM. *Life after benlate: an update on the alternatives*. Washington State University Tree Fruit Postharvest Journal 1990;1(1):13-15.
15. Irtwange SV. *Application of modified atmosphere packaging and related technology in postharvest handling of fresh fruits and vegetables*. *Agricultural engineering International: the CIGR Ejournal*. Invited overview 2006;4(7).