



E-ISSN: 2663-1067  
P-ISSN: 2663-1075  
IJHFS 2022; 4(1): 26-31  
Received: 13-11-2021  
Accepted: 15-12-2021

**Raj Kumar Saroj**  
Department of Horticulture,  
School of Agricultural Sciences  
and Technology, Babasaheb  
Bhimrao Ambedkar University  
(A Central University) Vidya  
Vihar, Rae Bareilly Road  
Lucknow, Uttar Pradesh,  
India

**Sanjay Kumar**  
Department of Horticulture,  
School of Agricultural Sciences  
and Technology, Babasaheb  
Bhimrao Ambedkar University  
(A Central University) Vidya  
Vihar, Rae Bareilly Road  
Lucknow, Uttar Pradesh,  
India

**Shatrunjay Yadav**  
Department of Horticulture,  
School of Agricultural Sciences  
and Technology, Babasaheb  
Bhimrao Ambedkar University  
(A Central University) Vidya  
Vihar, Rae Bareilly Road  
Lucknow, Uttar Pradesh,  
India

**Corresponding Author:**  
**Raj Kumar Saroj**  
Department of Horticulture,  
School of Agricultural Sciences  
and Technology, Babasaheb  
Bhimrao Ambedkar University  
(A Central University) Vidya  
Vihar, Rae Bareilly Road  
Lucknow, Uttar Pradesh,  
India

## Effect of bio-fertilizers with chemical fertilizers on growth, yield, and quality of cauliflower (*Brassica oleracea var. botrytis*)

**Raj Kumar Saroj, Sanjay Kumar and Shatrunjay Yadav**

**DOI:** <https://doi.org/10.33545/26631067.2022.v4.i1.a.81>

### Abstract

The present experiment entitled “Effect of bio-fertilizers with chemical fertilizers on the growth, yield, and quality of Cauliflower (*Brassica oleracea var. botrytis*)” was conducted at Horticulture Research Farm of the Department of Applied Plant Science (Horticulture), Babasaheb Bhimrao Ambedkar University, (A Central University), Vidya- Vihar, Rae Bareilly Road, Lucknow (U.P), India during Rabi season of 2015-16. The soil of the experimental field is sandy loam and slightly alkaline in nature with a soil pH of 8.2. In the trial, different nutrients are applied such as Recommended Dose of Fertilizers (RDF), FYM, Azotobacter, Azospirillum, and Vesicular Arbuscular Mycorrhizae (VAM) study the layout of the experimental field was laid down in Randomized Block Design with three replications. The observation of various character recorded revealed that the maximum height of the plant (57.793cm), number of leaves per plant (21.00), stem diameter (3.88cm), length of leaf (42.4cm), width of leaf (28.6cm), stem height (48.89cm), net curd yield (378.59g), curd with guard leaves (1349.86g), curd weight without guard leaves (929.22g), curd diameter(15.66cm), vitamin-c(93.21mg) and acidity (0.88) was found.

**Keywords:** RBD, cauliflower, RDF, FYM, azotobacter, Azospirillum, and VAM

### Introduction

Cauliflower (*Brassica oleracea L var. botrytis*) is one of the important cool-season vegetable crops and goes by local names of Phool gobhi, fulwar, fulkabi, poogabi, gospoovu, and phulkari. The term cauliflower is derived from two Latin words, 'caulis' means cabbage and 'Floris' means flower. It is the most popular vegetable among cole crops and is diploid with  $2n=2x=18$  belonging to the family Brassicaceae. It is originated from a common parent, the wild cabbage or 'colewort', *Brassica oleracea var. Sylvestris* through mutation, human selection, and adaptation. There are two separate groups of cauliflower i.e. tropical and temperate. The tropical group has many varieties adapted to widely varying temperature conditions in different areas based on maturity and temperature requirement for curd initiation and development, cauliflower can be divided into four groups. Of these, three groups are typical Indian cauliflower, while the fourth is of Snowball, Erfurt, or Alpha types. Seeds of Indian cauliflower can be produced in the plains of Northern India, but Snowball types set seed only in the hilly regions of India. It is an herbaceous annual vegetable grown for its white tender 'curd' and biennial for seed production. It has a small, thick stem, bearing a whole of leaves and a branched tap root system. The main growing point develops into shortened shoot system whose apices make up the convex surface of the curd, so the curd is a floral fleshy apical meristem. The edible part, i.e. curd is generally white in color and may be enclosed by inner leaves before the exposure. The curd is the inflorescence consisting of thick, fleshy strongly ramified stalks. The inflorescence may attain a length of 1-2 m. The flowers are home in racemes on the main stem and its branches. There are 4 sepals, 4 petals, 6 stamens, and 2 carpels. The carpels form a superior ovary with a false septum and two rows of Campylotropous ovules. The androecium is tetradynamous i.e., there are two short and four long stamens. The fruit is a peculiar kind of capsule named siliqua. Each siliqua contains 10-30 seeds (Nieuwhof, 1969). It is the cross-pollinated crop and pollination is entomophilous i.e. carried out by insects, particularly honeybees. The National Research Council Committee on Diet Nutrition and Cancer, India, and the American suggested the

inclusion of vegetables belonging to the Brassicaceae family to reduce the incidence of human cancer. In ancestral times, it was used against gout, diarrhea, stomach, and coeliac troubles. Cauliflower is an excellent source of vitamin -C, folate, and a good source of potassium. Crucifer vegetables viz. cauliflower, cabbage, broccoli, and brussels sprout contain a substance called Indole-3 Carbinol that affects the metabolism of estrogen in a way that may protect against breast and other female cancers. Each 100 g edible curd contains 90.8% moisture, 4.0 g carbohydrates, 2.6 g protein, 0.4 mg thiamine, 0.10 mg riboflavin, 56 mg vitamin C, 33 mg calcium, and 1.5 mg Iron (Fageria *et al.*, 2010) [2].

The bio-fertilizers denote all the nutrient inputs of biological origin for plant growth. They possess the unique ability to enhance productivity by biological nitrogen fixation are solubilization of insoluble phosphate or producing hormones vitamins or other growth factors required for plant growth. The beneficial microbes which are of great significance are biological nitrogen fixation phosphate solubilizes and mycorrhizal fungi. Azotobacter is a bacteria which have been known to fix nitrogen biologically. The use of these microbial fertilizers cut down the quantity of nitrogenous fertilizer with some improvement in the crop field. They are also reported to have an effective role in improving disease resistance in the crop by producing antibacterial and fungi compounds and produced growth regulators.

Azotobacter which was first isolated from the root rhizosphere of cereals by Beijerinckia in the early part of this country, free-living bacteria, fixing nitrogen equivalent to 25-30 Kg N /ha/season. It also produces hormones like Indole Acetic Acid (IAA), gibberellins, and vitamins like biotin and folic acid in field experiments. The application of Azotobacter increased the yield of okra, brinjal, chili, and broccoli 8.3, 8.9, 15.7, 10.3, 6.2 percent respectively. Azotobacter fixes nitrogen fertilizers by 10-20 percent. Its inoculation helps the plants in better vegetative growth due to the production of growth hormones such as auxins, gibberellins, and cytokines. Phosphatic bio-fertilizers are an important source of augmenting nutrient supplies for crop production systems. It includes phosphorus solubilizing bacteria (PSB) are heterotrophic microbes, which play a significant role in the solubilization of about 15-25 percent of insoluble phosphate. Infield experiments, the application of phosphate Solubilizing Bacteria (PSB) on brinjal and broccoli increased the field by 10.0 percent and 7.3 percent respectively. Phosphorus Bacteria (PB) which is an obligate symbiotic effectively increase the absorbing root surface for nutrient and water uptake, especially important for P nutrition of plants. Phosphorus is otherwise unavailable because of limited mobility in soil. More researches on the effect of PB on plant nutrition have been concerned with phosphorus because it is a major plant nutrient and 95-99 percent of soil phosphorus Occurs in forms that are not directly available to plant. Besides phosphorus uptake of other elements also appear to be enhanced by the involvement of PB viz. N, K, Ca, Mg, S, Zn, and Fe.

### Methods and Materials

The present investigation entitled “Effect of bio-fertilizers with chemical fertilizers on the growth of Cauliflower (*Brassica oleracea* var. *botrytis*)” was conducted at Horticulture Research Farm of the Department of Applied

Plant Science (Horticulture), Babasaheb Bhimrao Ambedkar University, (A Central University), Vidya- Vihar, Rae Bareli Road, Lucknow (U.P), India during Rabi season of 2015-16. The soil of the experimental field is sandy loam and slightly alkaline in nature with a soil pH of 8.2. The experiment was laid out in Randomized Block Design with three replications. The observation of various characters recorded revealed to be growth parameters were recorded periodically like the height of the plant, the number of leaves per plant, stem diameter, length of leaf, the width of leaf, stem height net curd yield, curd with guard leaves, curd weight without guard leaves, curd diameter, vitamin-c and acidity. Statistical analysis of the data obtained in the different sets of the experiments was calculated as suggested by Panse and Sukhatme (1985).

### Result and Discussion

The growth parameters we recorded periodically like the height of the plant, the number of leaves per plant, stem diameter, length of leaf, the width of, leaf and stem height. The recorded data revealed that there was a significant effect of bio-fertilizers with chemical fertilizers on growth parameters.

The maximum plant height (36.787 cm) was recorded at 30 DAT under treatment T<sub>1</sub> [RDF100%] followed (34.997cm) under treatment T<sub>4</sub> [Azospirillum 100%]. The minimum plant height (30.873cm) was observed under treatment T<sub>0</sub>. (Control). At 60 DAT maximum plant height (44.67 cm) was recorded under treatment T<sub>1</sub> [RDF100%] followed by (43.447 cm) under treatment T<sub>5</sub> [VAM 100%]. The minimum plant height (40.35 cm) was observed under treatment T<sub>0</sub> [Control]. At 90 DAT maximum plant height (57.79 cm) was recorded under treatment T<sub>1</sub> [RDF 100%] followed by (55.10) under treatment T<sub>2</sub> [FY M 100%]. The minimum plant height (50.40 cm) was observed under treatment T<sub>0</sub> [Control]. Ekinci *et al.*, (2014) reported that *Bacillus megaterium* TV-3D, *B. megaterium* TV-91C, *Pantoea agglomerans* RK-92, *B. “ubtilis* TV-17C, *B. megaterium* TV-87A, *B. megaterium* KBA-10 were used in this study. The results of this study showed that different bacterial inoculations increased plant growth parameters such as fresh shoot weight, dry shoot weight, root diameter, root length, fresh root weight, dry root weight, plant height, stem diameter, leaf area, and chlorophyll contents of cauliflower transplant respectively.

Revealed the number of leaves was maximum (9.33) at the 30 DAT under treatment T<sub>7</sub> [RDF 50% +Azotobacter 50%] followed by (8) T<sub>6</sub> [RDF50% + FYM 50%] and minimum leaves were recorded (6) under treatment T<sub>0</sub> [Control]. At 60 DAT the number of leaves was maximum (15) under treatment T<sub>7</sub> [RDF50%+Azotobacter 50%] followed by observation (12) under treatment T<sub>8</sub> [RDF 50%+ Azospirillum 50%]. Minimum data was found in this case was (9.33) under treatment T<sub>0</sub> (Control). At 90 DAT the number of leaves was maximum (21) under treatment T<sub>7</sub> [RDF 50%+ Azotobacter 50%]. Minimum data was found in this case was (15.6) under treatment T<sub>0</sub> (Control). Kumar, *et al.* (2013) Randomized Block Design with the three replication. The treatment T<sub>11</sub> registered a significantly higher value plant height (62.02 cm), number of leaves/plant (25.67).

The maximum stem diameter was (1.96 cm) at 30 DAT under treatment T<sub>8</sub> [RDF 50%+Azospirillum 50%] followed (0.99 cm) under treatment T<sub>10</sub> [FYM 50%+Azotobacter

50%]. The minimum was (0.91 cm) T<sub>0</sub> (Control). At 60 DAT maximum Stem diameter (2.74 cm) was recorded under treatment T<sub>8</sub> [RDF 50%+Azospirillum50%] followed by (2 cm) under treatment T<sub>6</sub> [RDF 50% FYM 50%].The minimum (1.4 cm) under treatment T<sub>0</sub> (Control). At 90 DAT maximum stem diameter was (3.88 cm) under treatment T<sub>8</sub> [RDF 50%+Azospirillum 50%] followed by (3.08cm) under treatment T<sub>6</sub> [RDF 50%+FYM 50%]. The minimum stem diameter (3.01 cm) under treatment T<sub>0</sub> (Control). These findings were supported by Dev (2012), Dragan *et al.*, (2007) <sup>[1]</sup> in cabbage, and Rahman *et al.*, (2007) in cauliflower.

The maximum length of leaves was (12.33 cm) at 30 DAT under treatment T<sub>7</sub> [RDF 50%+Azotobacter50%] followed (12.13 cm) under treatment T<sub>9</sub> [RDF50% +VAM 50%]. The minimum was (10.2 cm) T<sub>0</sub> (Control). At 60 DAT maximum length of the leaf (22.76 cm) was recorded under treatment T<sub>7</sub> [RDF 50%+Azotobacter 50%] followed by (21.93 cm) under treatment T<sub>4</sub> [Azospirillum 100%]. The minimum (20.22 cm) under treatment T<sub>0</sub> (Control). At 90 DAT maximum length of the leaf was (42.4 cm) under treatment T<sub>7</sub> [RDF 50%+Azotobacter 50%] followed by (41.33 cm) under treatment T<sub>5</sub> [VAM 100%]. The Minimum length of leaf (38.53 cm) under treatment T<sub>1</sub> (RDF 100%). These findings were supported by Islam *et al.*, (2014) <sup>[3]</sup> in cauliflower.

The width of leaf was maximum (7.8 cm) at the 30 DAT under treatment T<sub>8</sub> [RDF 50% +Azospirillum 50%] followed by (7.73 cm) T<sub>7</sub> [RDF 50% + Azotobacter 50%]. The observation was recorded in the case of a minimum width of leaf found (5.6cm) under the treatment T<sub>0</sub> (Control). After 60 DAT the width of leaf was maximum (15.6 cm) under treatment T<sub>8</sub> [RDF50% +Azospirillum 50%] followed by (15.2 cm) T<sub>6</sub> [RDF 50% + FYM 50%]. The minimum data was found in this case was (13.4cm) under treatment T<sub>0</sub> (Control) at 90 DAT and maximum leaf width (25.6 cm) was recorded under treatment T<sub>8</sub> [RDF 50% +Azospirillum 50%] followed by (24.4 cm) under treatment T<sub>2</sub> [FYM 100%], the minimum leaf width (21.06 cm) was observed under treatment T<sub>0</sub> [Control]. Lehl and Mehrotra (1972) <sup>[5]</sup> isolated four strains of Azotobacter 100% was observed with synthetic fertilizers and up to 50% Width of leaf increase in cabbage was obtained at the lowest fertility level.

The stem height was maximum (8.83 cm) at the 30 DAT under treatment T<sub>8</sub> [RDF 50% +Azospirillum 50%] followed by (8.36 cm) T<sub>3</sub> [Azotobacter 100%]. The observation was recorded in the case of a minimum width of leaf found (6.06cm) under the treatment T<sub>0</sub> (Control). After 60 DAT the width of leaf was maximum (28.95 cm) under treatment T<sub>8</sub> [RDF 50% +Azospirillum 50%] followed by (25.86 cm) T<sub>10</sub> [FYM 50% + Azotobacter 50%]. The minimum data was found in this case was (20.5 cm) under treatment T<sub>0</sub> (Control). 90 DAT maximum leaves width (48.89 cm) was recorded under treatment T<sub>8</sub> [RDF 50% +Azospirillum 50%] followed by (48.25 cm) under treatment T<sub>2</sub> [FYM 100%]. The minimum leaves width (45 cm) was observed under treatment T<sub>0</sub> [Control]. Solanki *et al.*, (2011) <sup>[9]</sup> However, no literature had been found to explain this factor. The increase in curd diameter, curd length, and stem height.

Net curd yield was obtained maximum (378.59 g) under

treatment T<sub>7</sub> [RDF 50%+Azotobacter 50%] followed by (370.24 g) under treatment T<sub>9</sub> [RDF 50%+ VAM 50%]. The minimum observation (288.79g) was recorded under treatment T<sub>0</sub> (Control). Narayamma *et al.* (2005) application of bio-fertilizers (Azospirillum, PSB, and AM) along with inorganic produced significantly higher yield (18.6 t to 22.6 t 1130 weight of curd with leaf:

Weight of curd with guard leaves was taken after harvesting the crop and maximum (1349.86g) under treatment T<sub>7</sub> [RDF 50%+Azotobacter 50%] followed by (1312.90gm) under treatment T<sub>10</sub>, [FYM 50% + Azotobacter 50%]. The minimum observation (860.14 g) was recorded under treatment T<sub>2</sub> (FYM 100%). Magd *et al.*, (2014) <sup>[6]</sup> observed that three bio-nitrogen treatments i.e. without bio-fertilization, *Azospirillum brasilense*, and *Azotobacter chroococcum* were combined with three levels of mineral nitrogen, i.e. 60, 90, and 120 kg N per Fadden (one Fadden = 0.42 ha). Plants treated with bio-nitrogen had higher vegetative growth, i.e. plant length, leaves number, fresh weight of leave stems and total plant, dry weight of leaves and heads, main head yield, and physical heads quality (weight and diameter) as well as N, P and K content of leaves and heads of broccoli than the untreated (control).

Weight of curd without guard leaf, it was obtained maximum (929 g) under treatment T<sub>7</sub> [RDF 50%+Azotobacter 50%] followed by (916 g) under treatment T<sub>6</sub> [RDF 50%+ FYM 50%]. The minimum observation (677g) was recorded under treatment T<sub>0</sub> (Control). Verma and Yadav (2011) <sup>[10]</sup> conducted an experiment on cauliflower cv. Pusa Snowball K-1 and reported significant improvement in plant height, leaf length, leaf width, leaf weight per plant, and curd diameter with a combination of PSB + 75% P + a recommended dose of NK (120: 60 Kg/ha) through chemical fertilizers.

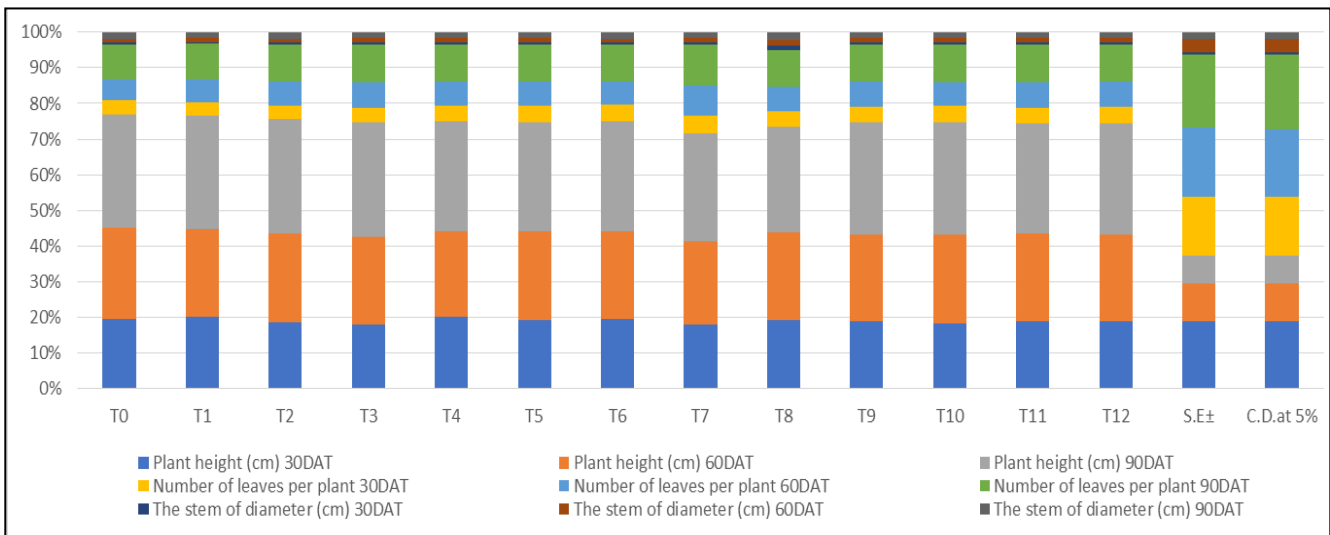
Curd diameter was recorded maximum (15.663 cm) under treatment T<sub>9</sub> [RDF 50% + VAM 50%] followed by (15.533 cm) T<sub>10</sub> (FYM 50% +Azotobacter 50%). The Minimum observation (14.28 cm) was recorded in the treatment T<sub>0</sub> (control) Nath (2011) The highest vitamin C content of curds and the most active curd colour were recorded at 60 kg nitrogen and 2 kg bio-fertilizer ha/ 1, while the appearance and overall acceptability were recorded at 120 kg nitrogen and 2 kg bio-fertilizer ha-l. The findings demonstrated a saving of 60 kg nitrogen ha-l without significantly affecting yield.

Vitamin -C was obtained maximum (68.14mg) under treatment T<sub>5</sub> [VAM 100%] followed by (58.86 mg) under treatment T<sub>7</sub> [RDF 50%+Azotobacter 50%]. The minimum observation (35.17mg) was recorded under treatment T<sub>0</sub> (Control). Qureshi' *et al.* (2014) the yield obtained from a plant grown with inorganic nitrogen was generally higher than from those with FYM. The incorporation of either FYM or inorganic nitrogen increased total carotenoids during both the years. The Farm Yard Manure at high levels (45 t ha-l) increased vitamin C.

Acidity was maximum (0.88) under the treatment T<sub>0</sub> [control] followed by (9.86) under treatment T<sub>10</sub> (FYM 50% + Azotobacter 50%). The minimum observation (0.53) was found in the treatment T<sub>2</sub> (FYM 100%). Kanwar *et al.* (2002) <sup>[11]</sup> reported a significant increase in curd weight, curd diameter, plant height, and acidity of cauliflower with the application of 50% NPK + organic manure.

**Table 1:** Effect of bio-fertilizers with chemical fertilizers on the growth of Cauliflower (*Brassica oleracea var. botrytis*)

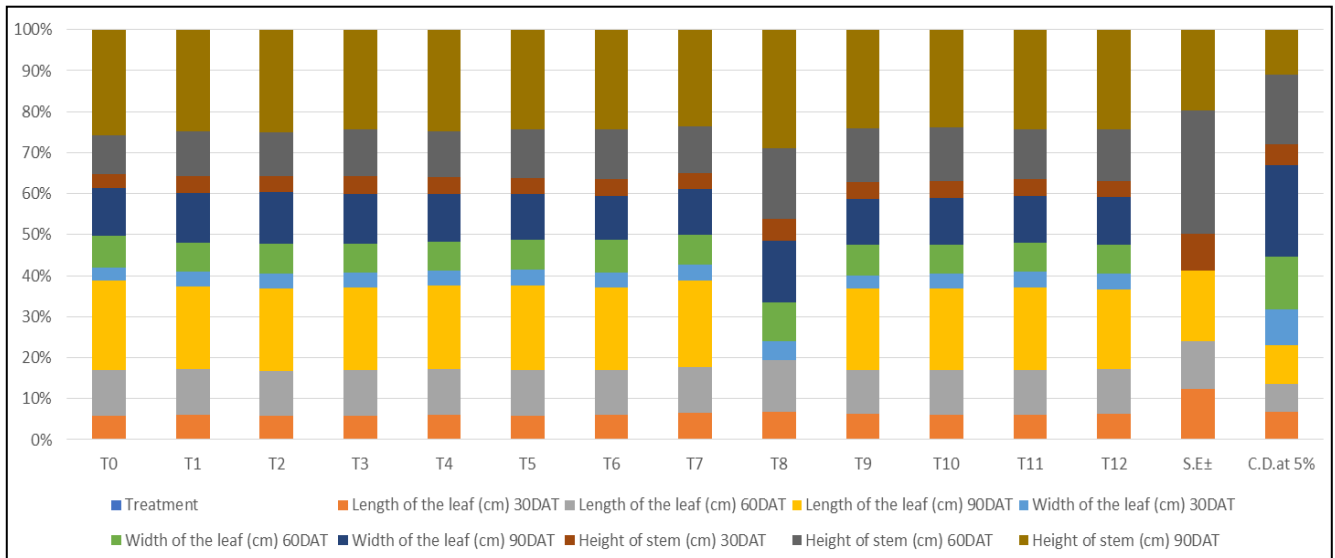
Symbol	Treatment	Plant height (cm)			Number of leaves per plant			The stem of diameter (cm)		
		30DAT	60DAT	90DAT	30DAT	60DAT	90DAT	30DAT	60DAT	90DAT
T <sub>0</sub>	Control	30.87	40.35	50.40	6.00	9.33	15.66	0.91	1.4	3.01
T <sub>1</sub>	RDF (100%)	36.78	44.67	57.79	6.66	11.66	18.00	0.99	2.0	3.03
T <sub>2</sub>	FYM (100%)	31.88	42.76	55.10	6.33	12.00	17.66	0.96	1.967	3.08
T <sub>3</sub>	Azotobacter (100%)	30.89	41.64	54.44	7.33	12.00	18.00	0.98	1.96	3.03
T <sub>4</sub>	Azospirillum (100%)	34.99	41.68	53.81	7.66	11.66	18.00	0.96	1.96	3.06
T <sub>5</sub>	VAM(100%)	33.64	43.44	53.89	7.66	12.33	18.00	0.99	1.99	3.05
T <sub>6</sub>	RDF + FYM (50%+50%)	33.24	42.36	52.54	8.00	11.33	17.33	0.983	2.0	3.063
T <sub>7</sub>	RDF + Azotobacter (50%+50%)	32.45	41.96	54.08	9.33	15.00	21.00	0.99	1.95	3.08
T <sub>8</sub>	RDF + Azospirillum (50%+50%)	33.89	42.83	51.69	8.00	12.00	18.00	1.96	2.74	3.88
T <sub>9</sub>	RDF + VAM (50%+50%)	32.74	41.80	54.02	7.66	12.00	18.00	0.96	1.96	3.03
T <sub>10</sub>	FYM+ Azotobacter (50%+50%)	31.20	42.80	53.51	8.00	11.33	18.00	0.997	2.0	3.02
T <sub>11</sub>	FYM+ Azospirillum (50%+50%)	32.21	41.59	52.05	7.66	12.33	17.66	0.99	1.96	3.01
T <sub>12</sub>	FYM+ VAM (50%+50%)	32.79	41.86	53.20	8.00	12.33	18.00	0.98	1.99	3.01
S.E±		1.506	0.835	0.612	1.325	1.513	1.630	0.06	0.301	0.145
C.D.at 5%		0.513	0.285	0.208	0.451	0.515	0.557	0.022	0.103	0.049



**Fig 1:** Effect of bio-fertilizers with chemical fertilizers on the growth of Cauliflower (*Brassica oleracea var. botrytis*)

**Table 1:** Effect of bio-fertilizers with chemical fertilizers on the growth of Cauliflower (*Brassica oleracea var. botrytis*)

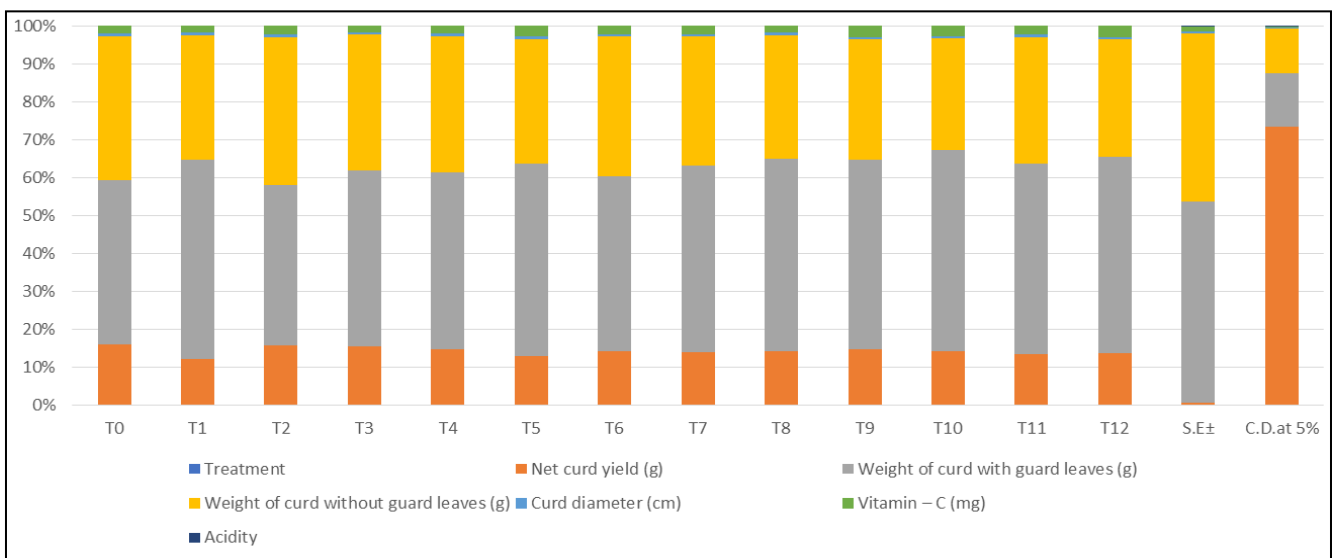
Symbol	Treatment	Length of the leaf (cm)			Width of the leaf (cm)			Height of stem (cm)		
		30DAT	60DAT	90DAT	30DAT	60DAT	90DAT	30DAT	60DAT	90DAT
T <sub>0</sub>	Control	10.20	20.22	38.86	5.60	13.46	21.06	6.067	16.87	45.70
T <sub>1</sub>	RDF (100%)	11.33	21.43	38.53	6.73	13.73	23.13	7.90	20.50	47.37
T <sub>2</sub>	FYM (100%)	11.13	21.067	38.96	7.03	14.16	24.40	7.43	21.03	48.25
T <sub>3</sub>	Azotobacter (100%)	11.50	21.46	39.33	7.33	13.76	23.53	8.36	22.17	47.65
T <sub>4</sub>	Azospirillum (100%)	11.83	21.93	39.30	7.43	13.73	22.73	7.90	21.82	48.21
T <sub>5</sub>	VAM (100%)	11.76	21.86	41.13	7.46	14.36	22.33	7.86	23.61	48.07
T <sub>6</sub>	RDF + FYM (50%+50%)	11.50	21.03	38.70	6.83	15.26	20.83	7.93	23.21	46.50
T <sub>7</sub>	RDF + Azotobacter (50%+50%)	12.93	22.76	42.40	7.73	14.76	22.50	7.66	23.20	47.26
T <sub>8</sub>	RDF + Azospirillum (50%+50%)	11.633	21.20	38.73	7.80	15.60	25.60	8.83	28.95	48.89
T <sub>9</sub>	RDF + VAM (50%+50%)	12.13	21.20	38.70	6.30	14.86	21.90	7.93	25.56	47.25
T <sub>10</sub>	FYM+ Azotobacter (50%+50%)	12.06	21.33	39.60	7.06	13.6	22.767	7.90	25.86	47.14
T <sub>11</sub>	FYM+ Azospirillum (50%+50%)	12.03	21.20	39.23	7.23	13.833	22.533	8.00	23.65	47.217
T <sub>12</sub>	FYM+ VAM (50%+50%)	12.467	21.30	38.60	7.56	14.033	22.8	7.83	24.83	47.75
S.E±		0.973	0.932	1.35	N/A	N/A	N/A	0.728	2.381	1.552
C.D.at 5%		0.331	0.317	0.46	0.422	0.619	1.068	0.248	0.811	0.529



**Fig 1:** Effect of bio-fertilizers with chemical fertilizers on the growth of Cauliflower (*Brassica oleracea var. botrytis*)

**Table 2:** Effect of bio-fertilizers with chemical fertilizers on the yield, and quality of Cauliflower (*Brassica oleracea var. botrytis*)

Symbol	Treatment	Net curd yield (g)	Weight of curd with guard leaves (g)	Weight of curd without guard leaves (g)	Curd diameter (cm)	Vitamin – C (mg)	Acidity
T <sub>0</sub>	Control	288.79	776.62	677.79	14.28	35.17	0.88
T <sub>1</sub>	RDF (100%)	314.49	1365.52	855.521	14.36	47.99	0.78
T <sub>2</sub>	FYM (100%)	323.51	864.143	795.74	14.45	45.14	0.537
T <sub>3</sub>	Azotobacter (100%)	347.74	1045.73	807.15	15.22	36.81	0.783
T <sub>4</sub>	Azospirillum (100%)	356.26	1140.21	878.313	14.95	49.27	0.59
T <sub>5</sub>	VAM (100%)	316.61	1232.23	801.613	14.87	68.14	0.79
T <sub>6</sub>	RDF + FYM (50%+50%)	353.45	1137.39	916.734	14.76	53.25	0.62
T <sub>7</sub>	RDF + Azotobacter (50%+50%)	378.59	1349.86	929.22	14.84	58.86	0.817
T <sub>8</sub>	RDF + Azospirillum (50%+50%)	350.71	1259.11	810.183	15.16	44.50	0.683
T <sub>9</sub>	RDF + VAM (50%+50%)	370.24	1251.30	793.603	15.66	74.99	0.70
T <sub>10</sub>	FYM+ Azotobacter (50%+50%)	353.79	1312.90	728.351	15.55	67.31	0.86
T <sub>11</sub>	FYM+ Azospirillum (50%+50%)	341.40	1274.88	851.547	15.62	59.81	0.683
T <sub>12</sub>	FYM+ VAM (50%+50%)	335.00	1262.15	755.93	15.91	71.29	0.847
S.E.±		1.70	152.835	127.294	1.294	3.542	0.88
C.D. at 5%		268.71	52.052	43.354	0.415	1.206	0.78



**Fig 2:** Effect of bio-fertilizers with chemical fertilizers on the yield, and quality of Cauliflower (*Brassica oleracea var. botrytis*)

**Conclusion**

It can fairly be concluded on the basis of the above findings that the application T<sub>8</sub>(RDF50%+Azospirillum50%) and T<sub>7</sub>(RDF 50%+Azotobacter 50%) at the Optimum level are

quite effective to promote the growth, yield, and quality of cauliflower. It increased height, leaves, length of leaf, leaves width, curd diameter, and yield per hectare, along with the better quality of curds in terms of acidity and ascorbic acid.

**References**

1. Dragan Znidarcic, Nina Kaczan-Marsic, Joze Osvald, Tomaz Pozrlo, Stanislav Trdan. Yield and quality of early cabbage (*Brassica oleracea* var. *capitata*) in response to within-row plant spacing. Acta Agriculture Slovenica 89-1, 2007, 15-23.
2. Fageria MS, Choudhary BR, Dhakha RS. Vegetable crop production technology, 2010, 80-82.
3. Islam SR, Chaterji, Datta S. Effect of bio- inoculants on the performance of cauliflower (*Brassica oleracea* var. *botrytis* L.) Journal of Crop and Weed. 2014;10(1):93-97.
4. Rajput S, Bisen RK, Raj S, Varma SK, Agrawal HP. Performance of cauliflower varieties under different spacings in Chhattisgarh plain. Int. J Agric. Food Sci. 2020;2(2):04-07. DOI: 10.33545/2664844X.2020.v2.i2a.34
5. Lehri LK, Mehrotra CL. Effect of azotobacter inoculation on the yield of vegetable crops. Indian Journal of Agriculture Research. 1972;6(1):201-204.
6. Abou El-Magd MM, Zaki MF, Abo Sedera SA. Effect of bio nitrogen as a partial alternative to mineral-nitrogen fertilizer on growth, yield, and head quality of broccoli (*Brassica oleracea* var. *italica*) world applied science journal 2014;31(5):681-691.
7. Nieuwolf M. Cole crops. World crop books. Leonard hill, 1969.
8. Panse VG, Shukatme PV. Statistical methods for agricultural workers. 5<sup>th</sup> ed., Indian Council of Agricultural Research, New Delhi, 1989.
9. Solanki AS, Kumar V, Sharma S. VSAM Fungi and Azotobacter Chrome affecting yield nutrient uptake and cost-efficacy of chlorophytumborivillianum in Indian Arid Region, J Aric Tchnon 2011;7:983-991.
10. Verma MK, Yadav YC. Studies on the effect of bio-fertilizer with chemical fertilizers on growth and yield of cauliflower (*Brassica oleracea* var. *botrytis*) cv. Pusa Snowball K-1. Annals of Horticulture. 2011;4(2):202-205.
11. Kanwar K, Paliyal SS, Nandal TR. Integrated nutrient management in cauliflower (Pusa Snowball k-1) research on crops. 2002;3(3):579-589.